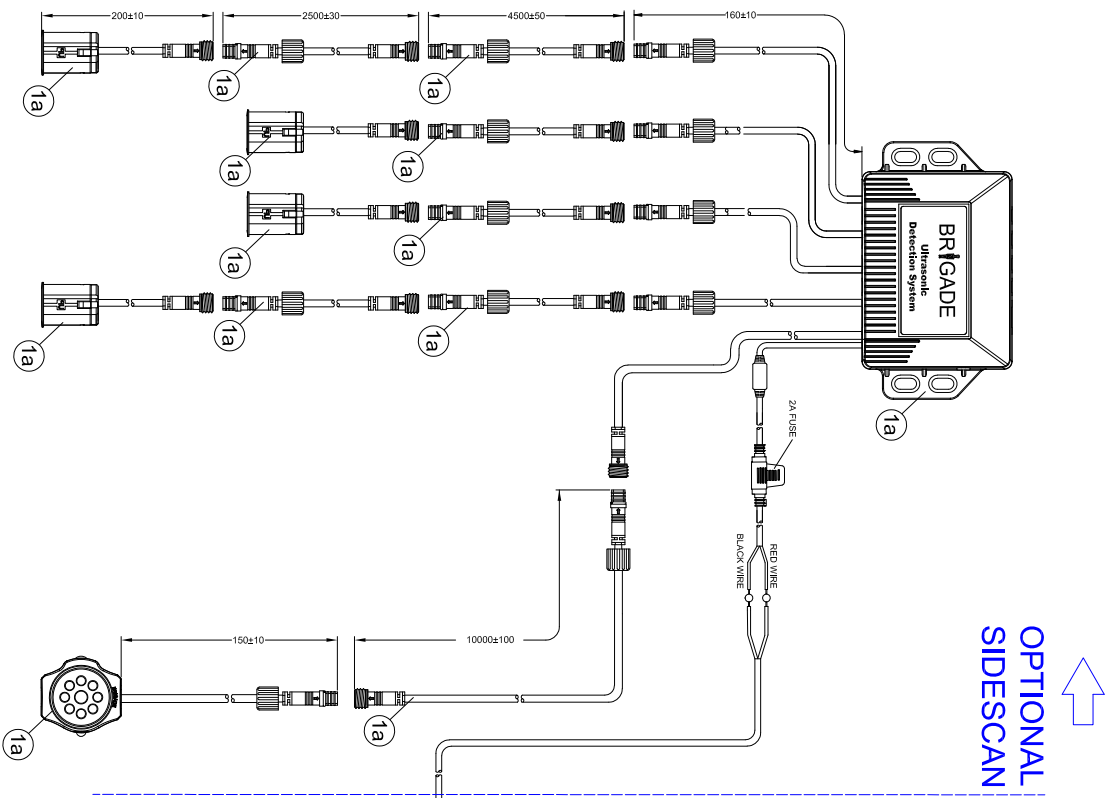


TRACTOR MOUNTED



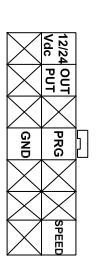
TO SHEET 2

TACHO CONNECTION TABLE

REFERENCE GROUND	PIN A8	PIN B8
SPEED SIGNAL		

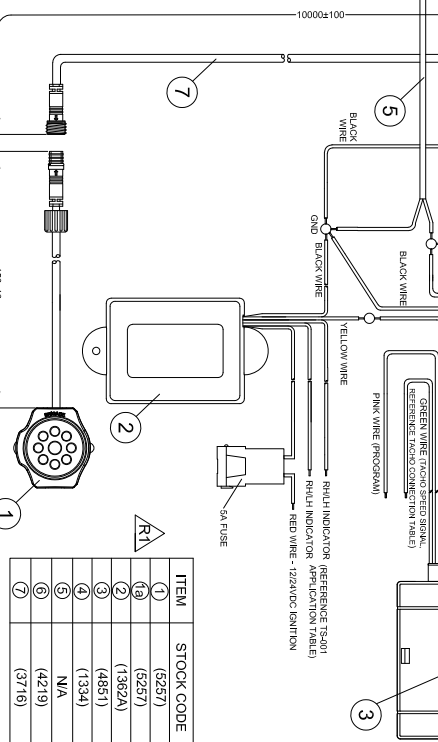
TS-001 APPLICATION TABLE

	WHITE WIRE	BLUE WIRE
RIGHT HAND DRIVE	RIGHT HAND INDICATOR	LEFT HAND INDICATOR
LEFT HAND DRIVE	LEFT HAND INDICATOR	RIGHT HAND INDICATOR



WIRE CONNECTION

BLACK	POWER SUPPLY NEGATIVE (0V)
RED	POWER SUPPLY POSITIVE +12VDC
GREEN	SPEED PULSE INPUT
PINK	CONTROL OF PROGRAMMING & READING MODES
PURPLE	SWITCH POWER OUTPUT (MAX. LOAD 1.2A)



ITEM	STOCK CODE	QTY	DESCRIPTION
1	(6257)	1	SS-4100W SIDESCAN KIT
1a	(6257)	1	SS-4100W SIDESCAN KIT (OPTIONAL)
2	(1382A)	1	TS-001 TURNS SIGNAL ECU (RECOMMENDED)
3	(4851)	1	LS-80A SPEED SWITCH (RECOMMENDED)
4	(1334)	1	SS-8C-08 SIDE TURN BACKHAT (OPTIONAL)
5	N/A	-	CONNECTING WIRE (NOT SUPPLIED)
6	(4219)	1	SK-4DS-05 SUSIE KIT
7	(3716)	1	10m BUZZER CABLE

- NOTES:
1. REFER TO COMPONENT DRAWINGS FOR COMPONENT DETAIL.
 2. SS-BC-08 MUST BE MOUNTED FACING THE DANGER AREA.
 3. PIN B8 FOR TACHO MAY REQUIRE A TERMINAL INSERTING AS CAVITY MAY BE EMPTY.

PROPRIETARY NOTICE
 THIS DESIGN AND TECHNICAL INFORMATION APPEARING ON THIS DRAWING IS THE PROPERTY OF BRIGADE ELECTRONICS, AND IS DISCLOSED IN CONFIDENCE. IT IS NOT TO BE COPIED, REPRODUCED, REVEALED TO OR EXPLOITED BY OTHERS, EITHER IN WHOLE OR IN PART WITHOUT THE EXPRESS WRITTEN CONSENT OF BRIGADE ELECTRONICS.

BRIGADE
 www.brigade-electronics.com

Sheet No 1 of 2
 Angle of Projection
 Third Angle
 Status RELEASED
 Part No N/A
 BE-003203-01-15
 Frame V3

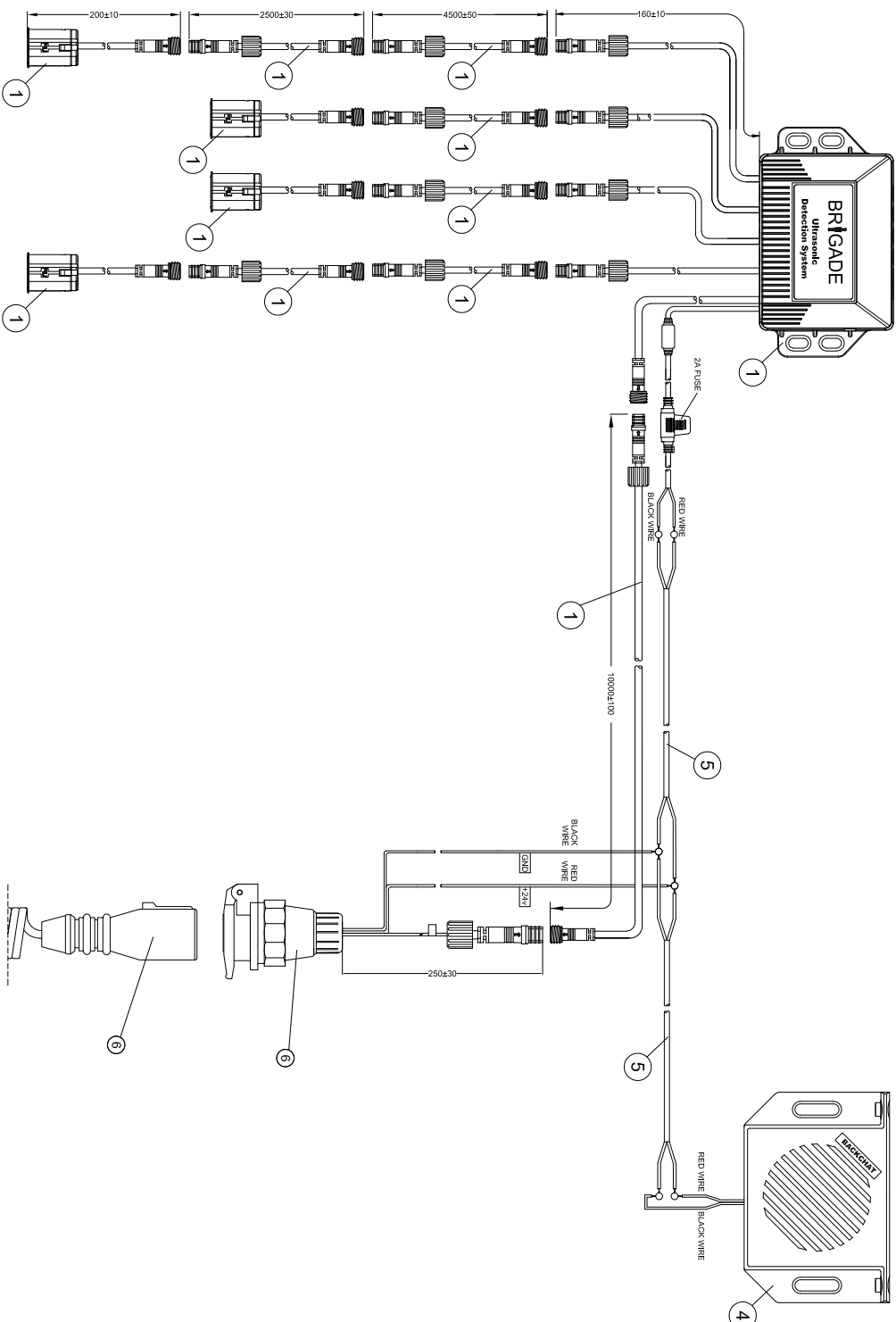
Assembly Pl Approval

Approved by	B.JOHN	Checked by	B.CHILDS	Drawn by	L.BRAR
Units	N/A	Scale	21/09/15	Released	N/A
Assembly Ref					

Revision Notes:
 R1 - SYSTEM REVISED TO INCLUDE SS-4100W IN PLACE OF SS-4000W AND MAX LOAD ADDED TO LS-60A (REFER TO ECR CN-A668)
 Drawn: MOUTIER Checked: W.BEAZLEY Approved: D.WALLIN Date: 23/02/18

TRAILER MOUNTED

Revision Notes			
R1 - SYSTEM REVISED TO INCLUDE SS-4100W IN PLACE OF SS-4000W AND MAX LOAD ADDED TO LS-60A (REFER TO ECR CN-A688)	APR: N/A	Drawn: MJBUTLER	Checked: WBEAZLEY
		Approved: D WALLIN	Date: 23/02/18



FROM SHEET 1

Sheet No
2 of 2

Assembly PI Approval N/A		Approved by B.JOHN		Checked by M.POTTER		Drawn by L.BRAR	
Angle of Projection Third Angle		Units mm		Scale N/A		Released 21/09/15	
Status RELEASED		Part No N/A		Status RELEASED		Date 21/09/15	
www.brigade-electronics.com		BRIGADE®		GENERIC ARTIC SIDESCAN SYSTEM		BE-003203-01-15	

PROPRIETARY NOTICE
THIS DESIGN AND TECHNICAL INFORMATION APPEARING ON THIS DRAWING IS THE PROPERTY OF BRIGADE ELECTRONICS, AND IS DISCLOSED IN CONFIDENCE. IT IS NOT TO BE COPIED, REPRODUCED, REVEALED TO OR EXPLOITED BY OTHERS, EITHER IN WHOLE OR IN PART WITHOUT THE EXPRESS WRITTEN CONSENT OF BRIGADE ELECTRONICS.

